

**Controllable via app**  
**DIGITAL THERMOSTAT**  
**WITH**  
**BLUETOOTH MODULE**



# DIGITAL THERMOSTAT WITH BLUETOOTH MODULE

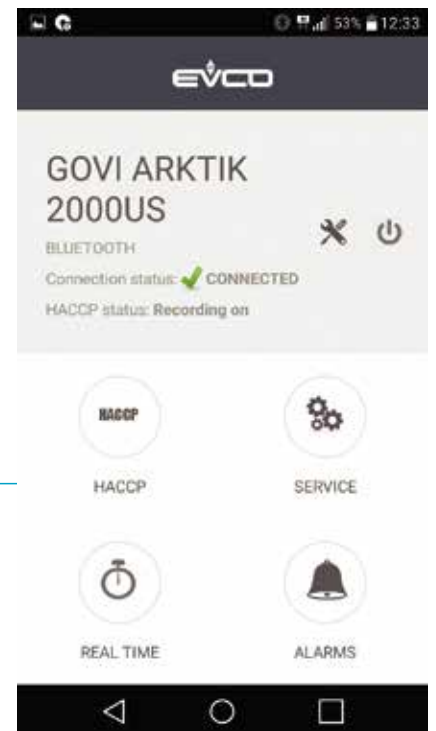
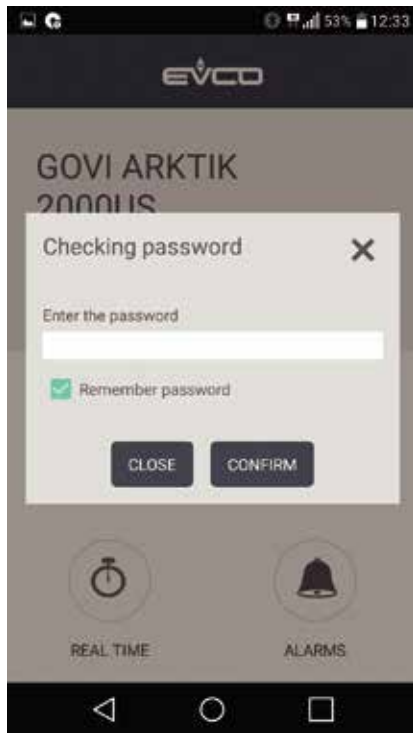


1. Browse the "Evconnect" app in the Play Store or App Store and install it.

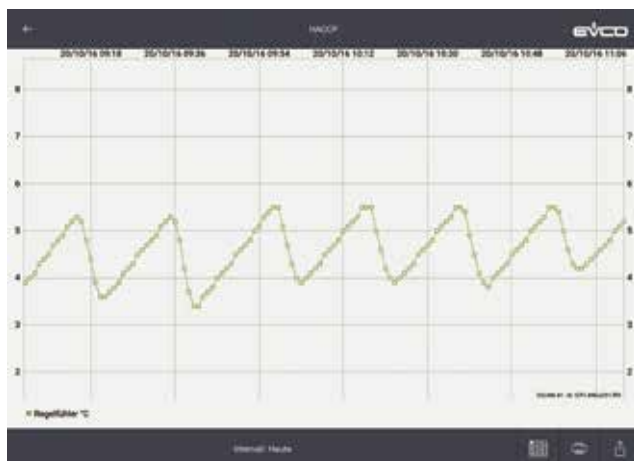
2. Open the app on your phone and select your device.



3. Enter the password to connect. The password for accessing the temperature data is: 426 . If you want to change the operating parameters, you need another password. In this case, please contact us.



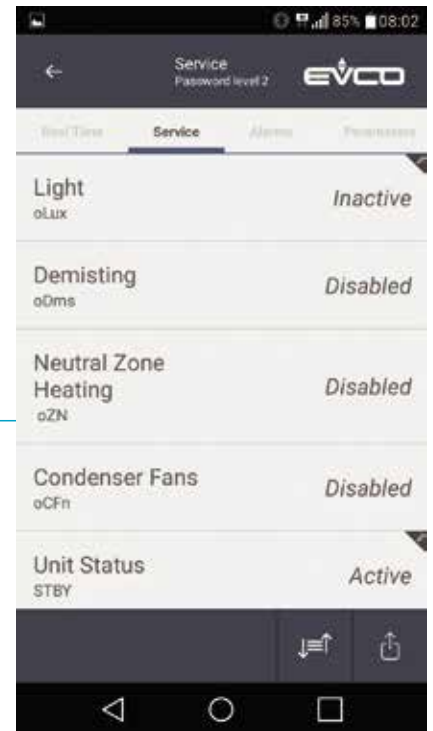
The menu of the App:



Under HACCP it is possible to record the temperatures and operating states of the device. You can also display them as graphics and send them via e-mail.



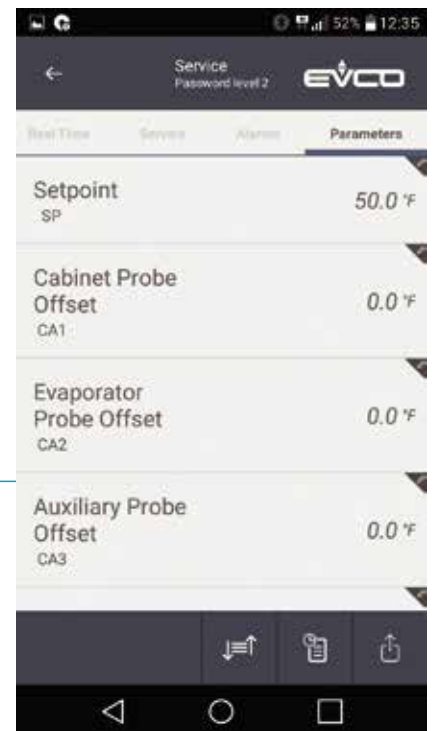
Here you can read the current operating states and temperatures.



Here you can find all current states of the device.



Here you have an overview of all alarms and their states.



The complete parameter list:

Requirements:  
Android 4.4 / iOS 10 or later versions.  
Bluetooth 4.0 (BLE) or later versions.



**GOVI Inc.**

501 N. Grandview Avenue, #135

Daytona Beach, FL 32118

Phone: +1(386)872-1328

Email: [sales@govitrailerrefrigeration.com](mailto:sales@govitrailerrefrigeration.com)

[govitrailerrefrigeration.com](http://govitrailerrefrigeration.com)